

Measures and Time Signatures

Directions: Read the “Measures and Time Signatures” lesson on www.musictheory.net and complete the following. Answer all questions in pencil.


1. Bar lines –




Draw the missing bar lines:




2. Draw and label two bar lines and 3 measures (no notes):



3. Draw two measures in 4/4 time using quarter notes. Include the BASS clef, time signature, and label the bar lines and measures.



4. Draw two measures in 3/4 time using quarter notes. Include the TREBLE clef, time signature, and label the bar lines and measures.



5. Draw 2 measures in 6/8 time using eighth notes. Include the TENOR clef, time signature, and label the bar lines and measures.

