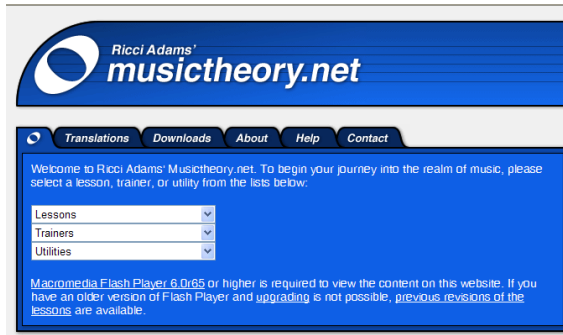
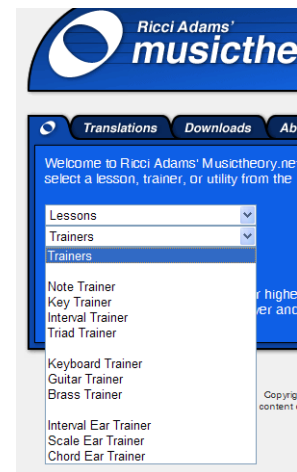
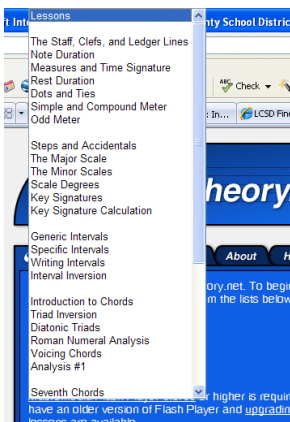


Ricci Adam's musictheory.net


1. This is the home screen for musictheory.net. All lessons, trainers, and utilities are accessed from this page.



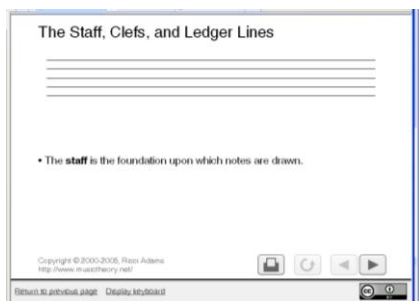
2. To watch a lesson, use a trainer, or use a utility, click on the corresponding tab and select the item needed.



3. To print blank staff paper, click on utilities, and select "Staff Paper Generator." From this screen you can customize and print staff paper. USE THE "PRINT STAFF PAPER" BUTTON ON THE BOTTOM OF THE PAGE. If you use the browser printer, you will print a screen shot of the staff paper.


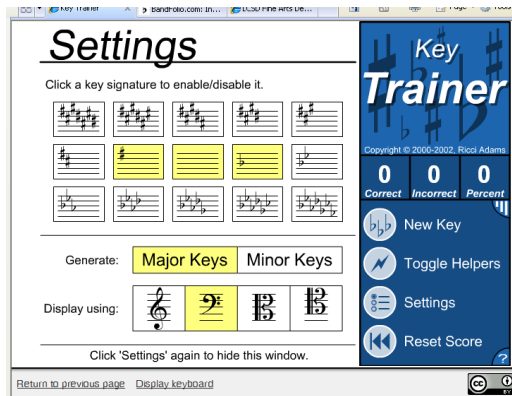



4. Lessons contain multiple pages. Click on the arrows at the bottom of the page to go from page to page. Hitting the back key on your browser will bring you back to the main screen,



5. The trainers look like the top two images. Click on the correct answer. To change settings, click on the “settings” tab. Clicking on the images will enable/disable different features. You may use these to make it easier to isolate items you need more work on. Click on the “settings” button again to exit the settings screen.

The “toggle helpers” will give you labels that will assist you. Try not to use these for too long, as you will not have them in class and on the AP exam.



***If you will not have internet over the summer, you can download the entire program onto a flash drive and use it on a computer without internet. Go to the “downloads” tab on the main screen and click on the link. If you need help installing it, or it appears to not be working, the “help” tab will give an explanation of how to download the file. Make sure you copy the file from its original download location